

# OEBC OSCE Candidate Guide —

## Linking Examiner Advice to Competencies

### How to Use This Guide

This guide summarizes common themes identified in OEBC examiner feedback. It is intended to support candidate preparation for the OSCE, including understanding examiner advice by mapping it to the National Competency Model (**NCM**) framework and Rubric Domains.

The examples and checklists provided illustrate behaviours associated with competent performance but are not exhaustive and do not represent specific scoring criteria for any examination station.

Candidates should use this resource alongside formal study, clinical training, and practice to develop the knowledge, skills, and professional judgement required for safe and effective practice.

### Candidate Orientation Summary

The OSCE assesses whether you can demonstrate the knowledge, clinical skills, communication, and professional judgement required for **safe, independent entry-to-practice**. Each station is designed to reflect real clinical scenarios, where your performance is evaluated based on observable behaviours.

This guide translates key themes from examiner feedback into practical expectations. Across all stations, candidates who meet expectations consistently:

- Focus on the **patient and the presenting problem**
- Communicate **clearly, logically, and in patient-appropriate language**
- Demonstrate **structured clinical reasoning and a clear management plan**
- Maintain **professionalism, composure, and rapport**
- Use **time effectively to show complete and safe care**

Candidates should approach each station as a **real clinical encounter**, demonstrating not only what they know, but how they apply their knowledge in practice. Performance is not based on isolated facts, but on the ability to integrate clinical reasoning, communication, and patient-centred care coherently and effectively. Recognizing this can help candidates feel more confident and motivated in their preparation.

## 1. Clinical Expertise and Patient–Centred Care

**(OEBC Rubric Domains: Focus on the Patient, Clinical Judgment, Coherence; NCM Domains: Clinical Expertise and Patient-centred Care)**

Candidates meeting expectations consistently demonstrate the following behaviours:

### *What examiners consistently emphasized*

- Focus on the patient—not the examiner
- Treat the standardized patient as a real patient
- Address the patient’s presenting problem directly
- Avoid overcomplicating straightforward cases

### *What this looks like in practice*

- Begin the station with a **working (tentative) diagnosis or plan**
- Structure your reasoning around the **presenting complaint**
- Stay aligned with the **task outlined in the instructions**
- Avoid tangents or unnecessary detail



### **Candidate Self-Assessment Checklist — Linked to OEBC Rubric Domains**

These behaviours reflect how performance is assessed using the OEBC OSCE rubrics.

- I kept the encounter focused on the patient’s needs and presenting concern. – (OEBC Rubric Domain: Focus on the Patient; NCM Domain 4 – Patient-centred Care)
- I addressed the presenting problem directly and integrated relevant patient information into my response. – (OEBC Rubric Domain: Focus on the Patient; NCM Domain 1 – Clinical Expertise)
- I applied appropriate clinical reasoning to form a safe, effective working diagnosis or plan. – (OEBC Rubric Domain: Clinical Judgment; NCM Domain 1 – Clinical Expertise)
- I conducted the encounter in a logical, clinically appropriate sequence. – (OEBC Rubric Domain: Coherence; NCM Domain 1 – Clinical Expertise)

### **What this looks like in an OSCE station**

#### **Scenario: Red eye consultation**

-  **Weak:** “There are many causes of red eye, including infection, allergies, dryness...”
-  **Strong:** “Based on your symptoms, this looks like conjunctivitis. I’ll explain what that is and how we treat it.”

### *Common pitfalls*

- Ignoring the patient while focusing on the examiner

- Providing excessive technical detail without solving the issue
- Failing to answer the actual question being asked

## 2. Communication & Patient Education

**(OEBC Rubric Domains: Verbal Expression, Coherence, Empathy, Non-verbal Expression; NCM Domain: Communication)**

Candidates meeting expectations consistently demonstrate the following behaviours:

### *What examiners consistently emphasized*

- Explain clearly, in language the patient understands
- Break answers into structured components
- Demonstrate patient engagement and rapport

### *What this looks like in practice*



- Organize explanations into **3–4 logical sections** (e.g., diagnosis, cause, management, follow-up)
- Use clear, patient-appropriate language, avoiding overly technical terminology
- Check for understanding and respond to patient cues

### **Candidate Self-Assessment Checklist — Linked to OEBC Rubric Domains**

- I communicated using clear, accessible language appropriate to the patient. – (OEBC Rubric Domain: Verbal Expression; NCM Domain 2 – Communication)
- I organized my explanation in a logical, clinically appropriate sequence. – (OEBC Rubric Domain: Coherence; NCM Domain 2 – Communication)
- I recognized and responded appropriately to patient cues, questions, or concerns. – (OEBC Rubric Domain: Empathy; NCM Domain 2 – Communication)
- I used clear verbal and non-verbal communication and adapted my explanation to the patient. – (OEBC Rubric Domains: Verbal Expression and Non-verbal Expression; NCM Domain 2 – Communication)

### **What this looks like in an OSCE station**

**Scenario: Glaucoma explanation**

-  **Weak:** “You have optic nerve cupping with elevated intraocular pressure.”
-  **Strong:** “The pressure in your eye is higher than normal. Over time, this can affect your vision, but we can treat it.”

### *Indicators of performance*

- **Exceeds expectations:** clear, structured explanation; patient understands
- **Below expectations:** vague, overly technical, or limited explanation

## 3. Clinical Reasoning & Decision-Making

**(OEBC Rubric Domains: Clinical Judgment and Coherence; NCM Domain: Clinical Expertise)**

Candidates meeting expectations consistently demonstrate the following behaviours:

### *What examiners consistently emphasized*

- Demonstrate a logical and structured approach
- Link each step in reasoning to the patient’s problem
- Demonstrate appropriate diagnosis and management

### *What this looks like in practice*



- Develop and refine differential diagnoses
- Follow a structured sequence (complaint → diagnosis → management)
- Use available time to expand and reinforce clinical reasoning (e.g., education, differentials)

### **Candidate Self-Assessment Checklist — Linked to OEBC Rubric Domains**

- I applied appropriate clinical reasoning to make safe, effective decisions aligned with the case. – (OEBC Rubric Domain: Clinical Judgment; NCM Domain 1 – Clinical Expertise)
- I explained my reasoning in a logical, clinically appropriate sequence. – (OEBC Rubric Domain: Coherence; NCM Domain 1 – Clinical Expertise)
- I linked relevant findings to my diagnosis, management plan, or next steps. – (OEBC Rubric Domain: Clinical Judgment; NCM Domain 1 – Clinical Expertise)
- I used the available time to complete the task, reinforce key information, and close the encounter safely. – (OEBC Rubric Domains: Coherence and Clinical Judgment; NCM Domain 1 – Clinical Expertise)

### **What this looks like in an OSCE station**

#### **Scenario: Sudden vision loss**

-  **Weak:** “There are many causes of vision loss, including retinal detachment, glaucoma, vascular issues...”
-  **Strong:** “Given your sudden vision changes, my primary concern is I would also consider \_\_\_\_\_. Here’s how we would confirm this and manage it.”

### ***Common pitfalls***

- Going down irrelevant “rabbit holes”
- Missing key clinical objectives
- Remaining silent instead of demonstrating reasoning

## **4. Professionalism & Interpersonal Skills**

### **(NCM Domain: Professionalism)**

Candidates meeting expectations consistently demonstrate the following behaviours:

#### ***What examiners consistently emphasized***

- Maintain professional, calm demeanour
- Demonstrate empathy, rapport, and patient comfort
- Show confidence without appearing scripted

#### ***What this looks like in practice***



- Greet appropriately and behave professionally
- Demonstrate empathy (tone, body language, responsiveness)
- Remain composed, even if uncertain

### **Candidate Self-Assessment Checklist — Linked to OEBC Rubric Domains**

- I communicated calmly, clearly, and professionally throughout the encounter. – (OEBC Rubric Domain: Confidence & Communication; NCM Domain 5 – Professionalism)
- I demonstrated understanding and responsiveness to the patient’s emotional or practical needs. – (OEBC Rubric Domain: Empathy; NCM Domain 5 – Professionalism)
- I supported patient participation and involvement in decisions. – (OEBC Rubric Domain: Respect; NCM Domain 4 – Patient-centred Care)
- I established and maintained professional rapport. – (OEBC Rubric Domain: Trust; NCM Domain 5 – Professionalism)
- I communicated in an ethical, transparent, and accurate manner. – (OEBC Rubric Domain: Honesty & Integrity; NCM Domain 5 – Professionalism)
- I shared information appropriately and recognized when input from others may be needed. – (OEBC Rubric Domain: Clinical Judgment; NCM Domain 3 – Collaboration)

## What this looks like in an OSCE station

### Scenario: Delivering a diagnosis

-  **Weak:** “You have this condition. You’ll need treatment. Do you have any questions?”
-  **Strong:** “I understand this may be concerning. Let’s go through what this means and what we can do next.”

### *Indicators of performance*

- **Exceeds expectations:** patient appears at ease; interaction is natural
- **Below expectations:** abrupt, disengaged, or impersonal

## 5. Organization, Sequencing & Completion

**(OEBC Rubric Domains: Coherence, Sequencing & Execution, Organization & Cleanliness, Proficiency)**

Candidates meeting expectations consistently demonstrate the following behaviours:

### *What examiners consistently emphasized*

- Read and follow instructions carefully
- Stay focused on the task
- Use time effectively

### *What this looks like in practice*

- Review instructions before beginning
- Ensure all required objectives are addressed before concluding the station
- Use remaining time to reinforce or expand

### Candidate Self-Assessment Checklist — Linked to OEBC Rubric Domains

- I identified the task and kept my response aligned with the station instructions. – (OEBC Rubric Domain: Coherence)
- I completed the encounter or procedure in a logical, clinically appropriate order. – (OEBC Rubric Domain: Sequencing & Execution)
- I maintained an organized approach that supported safe and efficient performance. – (OEBC Rubric Domain: Organization & Cleanliness – where applicable)
- I completed the required task with competent, reliable execution. – (OEBC Rubric Domain: Proficiency)

## ■ What this looks like in an OSCE station

### Scenario: Treatment planning

- **✗ Weak:** “That’s everything.” (*stops early and waits silently*)
- **✓ Strong:** “Before we finish, here are the key things to monitor and when to return.”

### *Common pitfalls*

- Not reading instructions carefully
- Finishing early without demonstrating competence

## 6. Exam Strategy & Readiness

### (Preparation Guidance — Not a Rubric Domain)

Candidates meeting expectations consistently demonstrate the following behaviours:

### *What examiners consistently emphasized*

- Practice extensively
- Trust your training
- Avoid overthinking

### *What this looks like in practice*

- Approach each station as a **real clinical interaction**
- Demonstrate readiness for independent practice
- Maintain composure

### ✓ Candidate Self-Assessment Checklist — Linked to OEBC Rubric Domains

- I approached the station as a complete patient encounter or procedure.
- I selected an appropriate structure before beginning my response.
- I stayed focused on the task, patient needs, and relevant clinical information.
- I demonstrated safe, independent entry-to-practice performance.

## ■ What this looks like in an OSCE station

### Scenario: Straightforward refractive issue

- **✗ Weak:** “I’m not sure... it could be several things... maybe we should do more tests...”
- **✓ Strong:** “This is a straightforward refractive issue—here’s how we’ll correct it.”

## Key Takeaways for Candidates

- Focus on the **patient, not the examiner**
- Answer the **question being asked**
- Communicate **clearly and logically**
- Demonstrate **clinical reasoning and management planning**
- Use **all available time effectively**
- Maintain **professionalism and composure throughout**